



HOW TO DRAW A BABY OCTOPUS


1




2



3




4



5


COLOR. ADD YOUR OWN DETAILS.



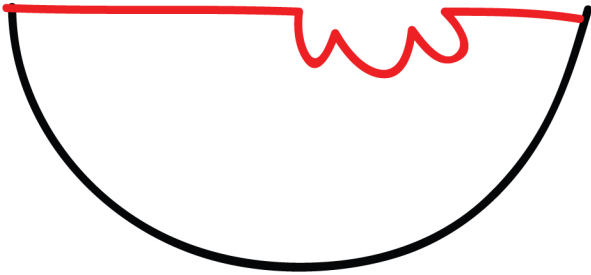


HOW TO DRAW A SMILEY WATERMELON

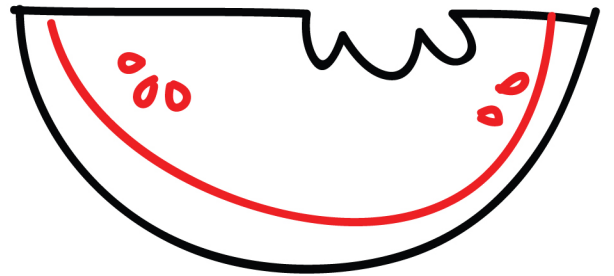
1



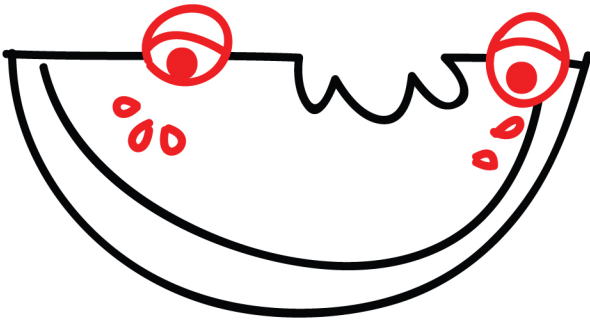
2



3




4



5



6 COLOR. ADD YOUR OWN DETAILS.

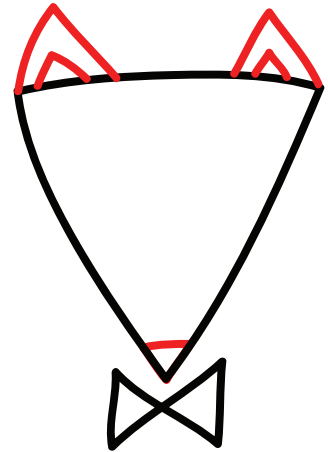




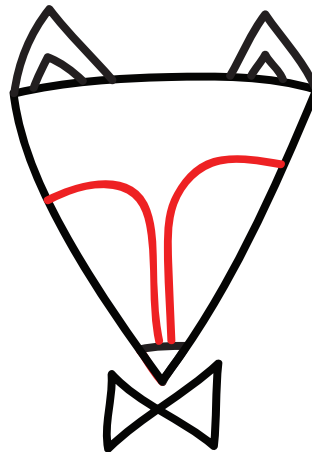
1



2



3



4




5

COLOR. ADD YOUR OWN DETAILS.




HOW TO DRAW A FANCY FOX




HOW TO DRAW A FAT CAT


1




2



3





4




5

COLOR. ADD YOUR OWN DETAILS.

4







1




2



3




4




5

COLOR. ADD YOUR OWN DETAILS.




HOW TO DRAW VALENTINE'S DAY FLOWERS




HOW TO DRAW A CARTOON ICE CREAM


1



2



3





4




5

COLOR. ADD YOUR OWN DETAILS.

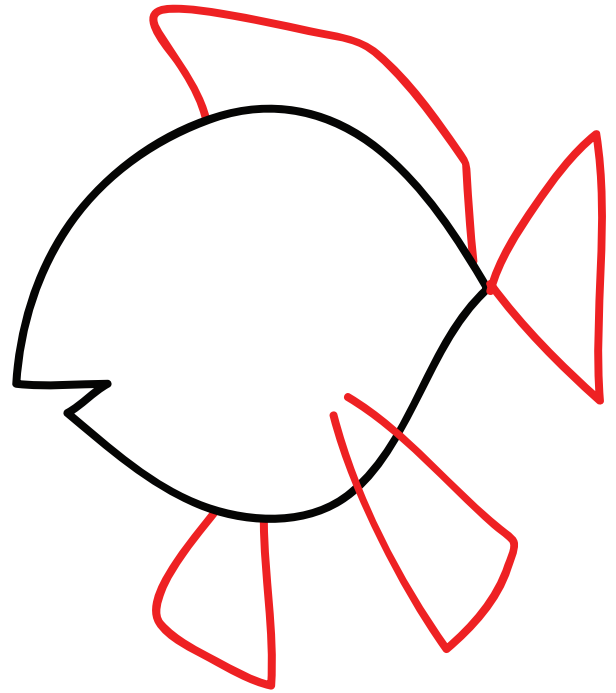




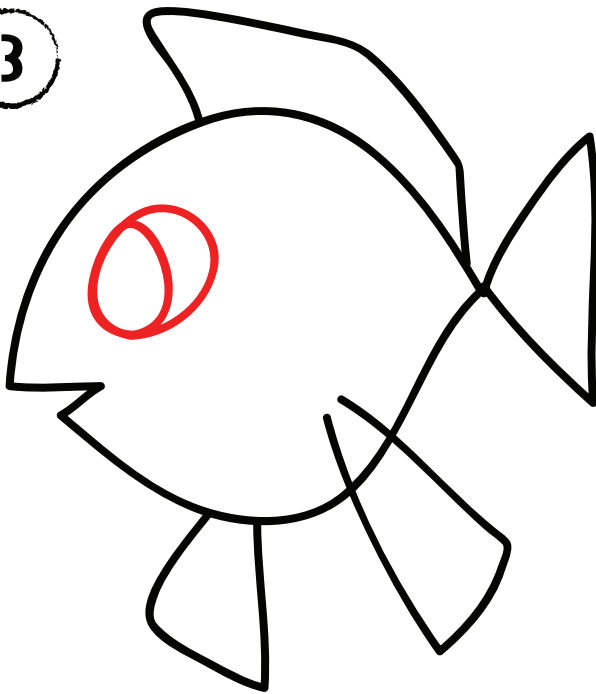
1



2




3




4

COLOR. ADD YOUR OWN DETAILS.




**HOW TO DRAW
A FRIENDLY FISH**

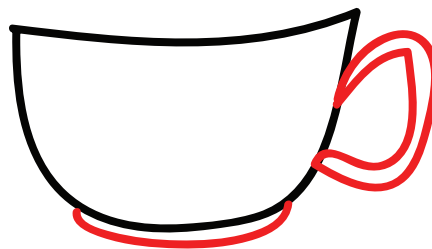


HOW TO DRAW A RABBIT IN A MUG

1



2



3




4




6

COLOR. ADD YOUR OWN DETAILS.


5



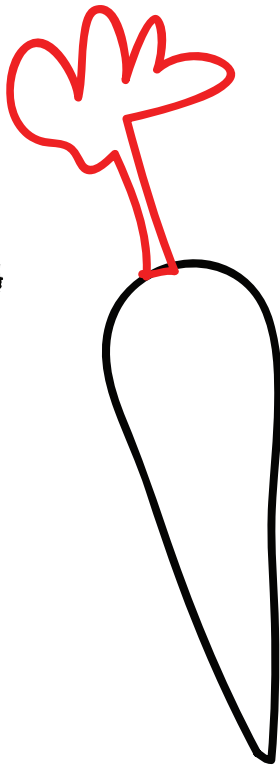


HOW TO DRAW A SMILEY CARROT

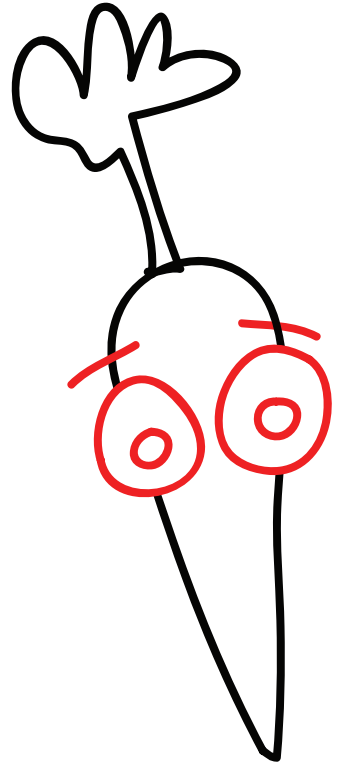
1




2



3





4




5

COLOR. ADD YOUR OWN DETAILS.

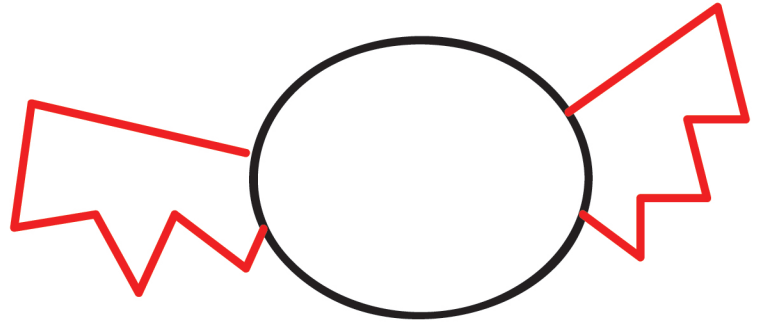





1




2



3




4




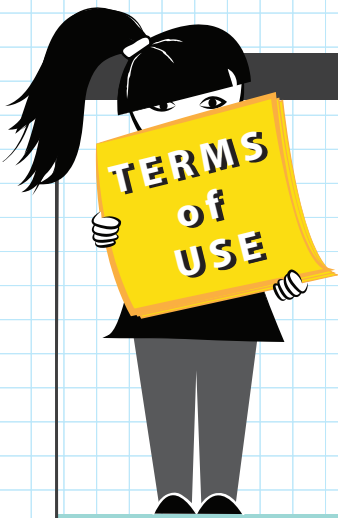
5

COLOR. ADD YOUR OWN DETAILS.



HOW TO DRAW A SMILEY BAT






HELLO!

Thanks for downloading my resources, designs and products! I'm honored and excited for your support. I'm inspired to create learning resources that nurture creativity and foster a love for art as well graphics that will enhance your projects. I hope that you enjoy my products! If you do, please take a quick moment to rate them or provide your valued feedback. If you have any questions, don't hesitate to send me an email at artbysaroum@gmail.com and I'll be glad to help in any way.

Have a wonderful day and a fun, creative journey! ❤️ Saroum

NURTURE CREATIVITY.
FOSTER A LOVE FOR ART.



CLIP ART + DESIGN ELEMENTS SINGLE USER LICENSE

The purchase of any clip art graphics include a **standard single user license**, which allows only you, the buyer, to use the graphics for personal, educational or *limited* commercial use as stated in the details below. Friends, family, business partners or co-workers will need to purchase a separate license to use the graphics for personal and educational commercial use. For more information on commercial needs please contact me to discuss a commercial license agreement: artbysaroum@gmail.com.

PERSONAL USE: Use graphics for anything personal and non-commercial with no restrictions. Your projects **cannot** be used for profit.

EDUCATIONAL (COMMERCIAL) USE: This license covers use in educational resources that are for sale and free. Graphics are good to use on school related items and educational resources for SALE or FREE on your blog or shop and must have a clear educational purpose. Graphics **cannot** be sold as coloring books, coloring pages, printable stationery/paper products not part of a lesson or activity, isolated graphics, plain or decorative graphics, icons, repeating patterns, grouped images, puppets or products that do not have a strong educational theme. Graphics must be used only as a means to enhance your educational products and not as the main component.

EDUCATIONAL MATERIALS*

Educational Materials are used at home or in a classroom setting as learning materials for students and are (but not limited to) printables, worksheets, lesson plans, booklets, printable games, etc. They **cannot** be resold, redistributed or used in any way to make a profit.

PERSONAL USE: Educational Materials are good for supplemental learning materials at home, church or non-profit and **cannot** be used for casual sharing with friends and family.

EDUCATIONAL USE: Educational Materials are good for supplemental learning materials at school, church or non-profit and **cannot** be used for casual sharing with other teachers, educators or classrooms.

COMMERCIAL USE: ALL Educational Materials are good to use in commercial or business use that **do not** result in a profit or monetary gain. For example, you may use a lesson plan in your daycare or share the link to it on your blog with your viewers.

FREEBIES

PERSONAL + EDUCATIONAL USE ONLY: All free files are for personal or educational purposes only and they **cannot** be redistributed, copied or resold. There are no limits to the numbers of pages that you can print out for each download. If sharing any of them online, please give credit by providing a link or button to the item from my Teachers Pay Teachers (TpT) shop or my blog.

COPYRIGHT

All clip art, graphics, design elements and resources are creative property of Saroum V Giroux and cannot be resold or redistributed. Personal, educational and commercial products must be secured as a flattened JPG (no transparent PNG background) or secured using a password PDF file. For **blog use or online sharing**, credit is required by providing a link or button to the product, my TpT shop or my blog. Images cannot be uploaded directly to your blog or shared as single images on a blog post, since this will make the images vulnerable to theft by your viewers. I'm hoping all viewers know that stealing isn't cool and respect the time of artists and designers.

LET'S
CONNECT!

"Think left and think right and think low and think high.
Oh, the things you can think up if only you try!"

- Dr. Seuss

WWW.ARTBYSAROUM.COM

TPT SHOP: <https://www.teacherspayteachers.com/Store/Saroum-V-Giroux-Doodle-Think>

